

# LEWIS MODULAR

2006

- elementi componibili sfoderabili
- fissi per versione in pelle
- struttura in legno
- imbottitura in poliuretano indeformabile a densità differenziate
- basamento in legno tinto moka
- cuscino 80 CS - optional - in piuma supportata

consigliato uno ogni 90 cm  
**unit** - realizzabile in larghezze da cm 90 a cm 200 - solo in multipli di cm 10 - +7 % per ogni 10 cm

**end unit** - realizzabile in larghezze da cm 110 a cm 220 - solo in multipli di cm 10 - +7 % per ogni 10 cm

si consiglia la scelta di tessuti a trama fitta, materici o pelle - esclusa la pelle Claudia



- modular units with completely removable covers
  - fixed cover for leather version
  - wooden frame
  - non-deformable polyurethane padding in varied densities
  - moka stained oak veneer base
  - optional cushion 80 CS in reinforced feathers
- one is recommended every 90 cm  
**unit** - the width can be manufactured - from 90 cm to 200 cm - every 10 cm (multiples of 10 cm only) +7% surcharge every 10 cm  
**end unit** - the width can be manufactured - from 110 cm to 220 cm - every 10 cm (multiples of 10 cm only) +7% surcharge every 10 cm

tightly woven, textured fabrics or leather (except for leather 'Claudia') are recommended

- Abziehbare Anbauelementen
  - Fester Lederbezug
  - Holzgestell
  - Polsterung aus unverformbaren PU-Schäumen mit unterschiedlichen Dichten
  - Holzsockel moka gebeizt
  - Deco Kissen 80 CS - optional -
  - Polsterdaune Ein je 90 cm. empfiehlt
- element** - In verschiedenen Längen von 90 cm. bis 200 cm. - nur je 10 cm. - +7 % pro 10 cm.  
**endelement** - In verschiedenen Länge von 110 cm. bis 220 cm. - nur je 10 cm. - +7 % pro 10 cm

Wir empfehlen texturierte Stoffe mit engem Schuss oder Leder (außer Claudia Leder)

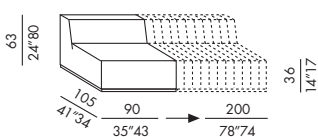
- éléments modulables déhoussables
  - fixes pour version en cuir
  - structure en bois
  - rembourrage en polyuréthane indéformable à densité différenciée
  - socle en bois teinté moka
  - coussin 80 CS - optionnel - en plumes renforcées nous conseillons un coussin tous les 90 cm
- unit** - réalisable en largeurs compris entre cm 90 et cm 200 - seulement en multiples de 10 cm - +7 % tous les 10 cm  
**end unit** - réalisable en largeurs compris entre cm 110 et cm 220 - seulement en multiples de 10 cm - +7 % tous les 10 cm

nous conseillons de choisir des tissus texturés avec trames serrées ou bien du cuir (sauf article Claudia)

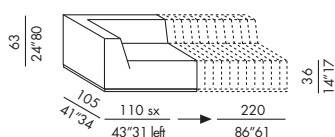
- elementos modulares desenfundables
  - revestimiento fijo para versión en piel
  - estructura de madera
  - relleno en poliuretano indeformable de densidades diferentes
  - base de madera teñida moka
  - cojín 80 CS - opcional - en pluma soportada
- aconsejamos uno cada 90 cm  
**unit** - realizable de ancho de 90 cm. a 200 cm. - solo múltiplos de 10 cm. - suplemento +7 % cada 10 cm.  
**end unit** - realizable de ancho de 110 cm. a 220 cm. - solo múltiplos de 10 cm. - suplemento +7 % cada 10 cm.

se aconseja la elección de telas con texturas y de trama cerrada o piel, excluida piel Claudia

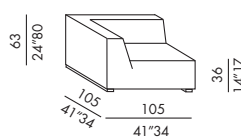
## elemento unit



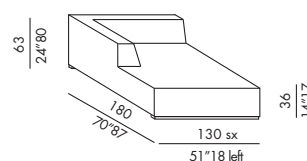
## terminale end unit



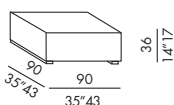
## angolo corner



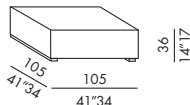
## chaise longue



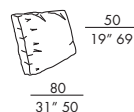
## pouf 90



## pouf 105



## cuscini 80 CS cushion 80 CS



# MERIDIANI